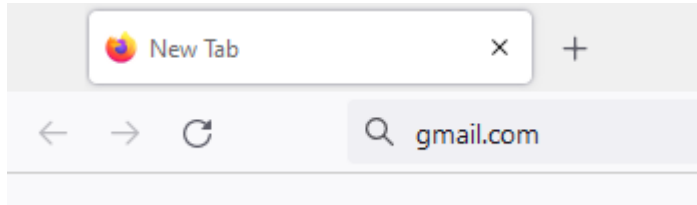
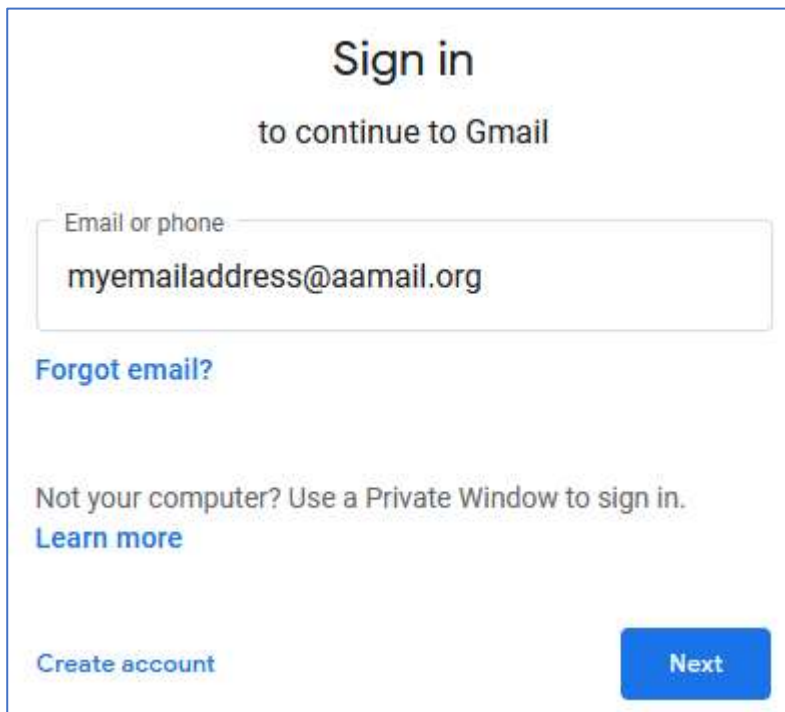


Webmail access guide for AAmail.org

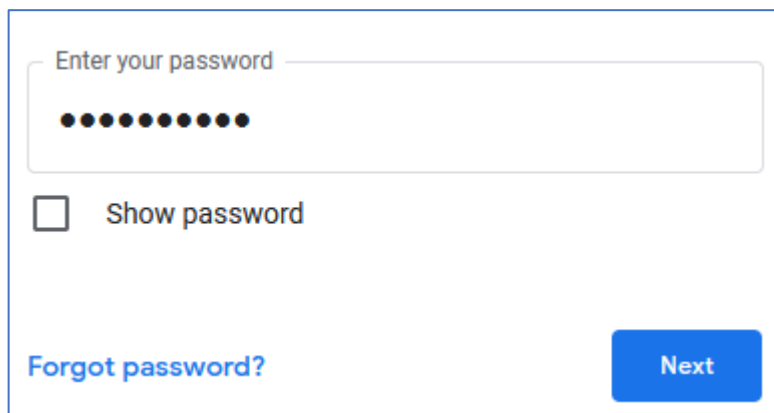
- 1 Open your preferred web browser: Chrome, Firefox, Edge, Safari etc
- 2 Enter the web address **gmail.com** and hit **Enter**



- 3 Enter **your aamail.org address** and click **Next**

A screenshot of the Gmail sign-in page. The heading reads 'Sign in to continue to Gmail'. Below it is a text input field labeled 'Email or phone' containing the text 'myemailaddress@aamail.org'. There is a link for 'Forgot email?'. Below the input field, it says 'Not your computer? Use a Private Window to sign in.' with a link for 'Learn more'. At the bottom left is a link for 'Create account' and at the bottom right is a blue button labeled 'Next'.

- 4 Enter **your password** and click **Next** again

A screenshot of the Gmail password entry page. It features a text input field labeled 'Enter your password' with ten black dots representing the password. Below the field is a checkbox labeled 'Show password'. At the bottom left is a link for 'Forgot password?' and at the bottom right is a blue button labeled 'Next'.

- 5 You will now be able to work with your emails